

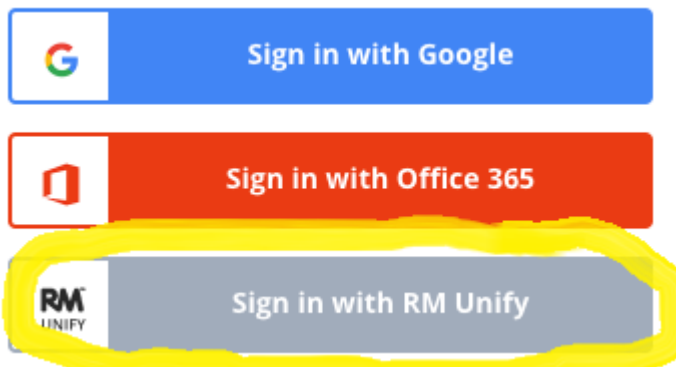


## Logging into Show My Homework

### Student Guide – May 2020

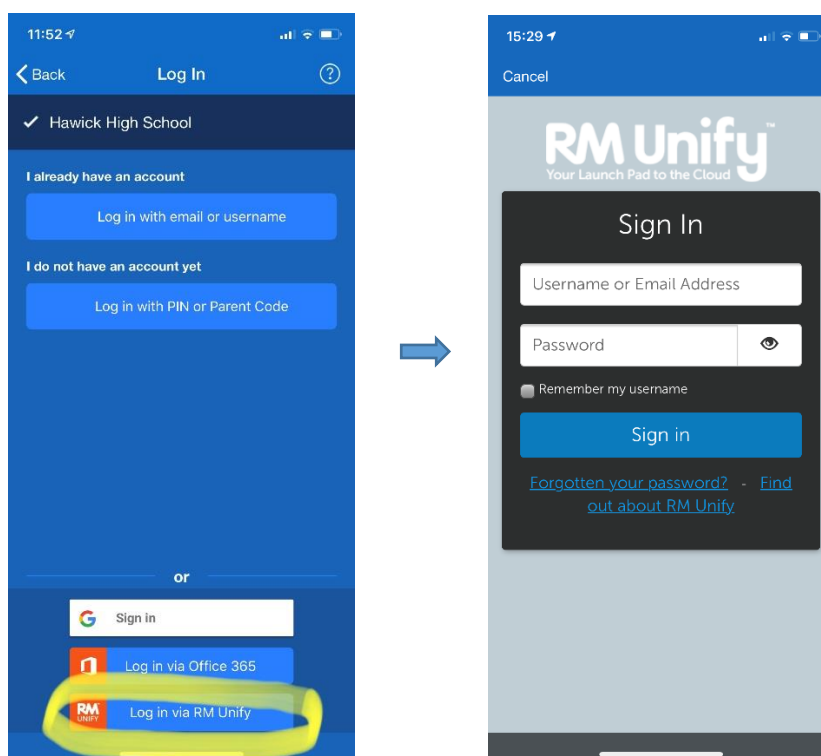


- Hawick High School accesses other services for students using **RM Unify**, please make sure to click the RM unify option and enter your GLOW email and GLOW password. You will find these options on both the website and mobile apps (at the bottom of the page):



### On a mobile device

Using a smartphone or tablet? Download the iOS (Apple) or Android app.



Every time you go in through the app you must click on **Log in via RM unify** as shown above. You will be taken through to RM unify where you have to enter your GLOW email address and GLOW password. If your email is not recognised or you have forgotten your GLOW email or password, please contact the school directly on [hhs@scotborders.gov.uk](mailto:hhs@scotborders.gov.uk)

OR you can log in via GLOW as shown in instructions below;

## Log in via GLOW;

Go to your web browser and enter the glow website as shown below;

<https://sts.platform.rmunify.com/account/signin/glow>

AA sts.platform.rmunify.com

glow

Sign In

Username or Email Add @glow

Password

Remember my username



Sign in

[Forgotten your password?](#) - [Need A Glow Login?](#)

Only Glow users are allowed to access this service. If you do not have a Glow username and password then you may be committing an offence by trying to gain access to this service.

[Find out more about Glow](#)

1. Log in using GLOW email and GLOW password as normal.
2. Then go to HHS Launch Pad of Tiles.
3. Scroll down to Show My Homework tile in bottom row of HHS Launch Pad.
4. Click on the SMHW Tile
5. You will go straight into you SMHW account where you can see work from teachers as shown below.



# There are a number of ways you can find your homework on Show My Homework

There are various methods that you can use to find your homework assignments on Satchel One

## **To-do list**

You can [log in to your student account](#) in either the browser or the Satchel One app to view your [To-do list](#). Your To-do list will show you all your assigned tasks. In the browser, your tasks will be divided between two tabs, Issued and completed. On the app, you'll be able to toggle between All and To do to view Upcoming, Past and [Overdue homework](#).

## **Student calendar**

Once you are logged in to your student account in the browser, you can use your personal [Student calendar](#) to find and keep track of your homework. You can access your personal student calendar by clicking *Homework calendar* from the left-hand menu and selecting the *My Calendar* tab.

If you have forgotten your log in you can see all home learning set from HHS by completing the following;

## **School calendar**

You can use the [School calendar](#) to check your homework without logging in. To locate your School calendar, visit our [search page](#) and search for your school by name or postcode. Once you have located your school calendar, you can use the filters at the top to search for your homework by your year group, subject, teacher or class.