



HHS User Guide for Students



How to access work for Senior Phase Classes via GLOW

May 2020

Senior Phase students will be able to access preparatory and bridging work in readiness for their new courses for session 2020-21 via GLOW.

They can do so by completing the following steps;

Click on the link below;

<https://glowscotland.sharepoint.com/sites/5632536/SitePages/Home.aspx>


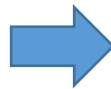
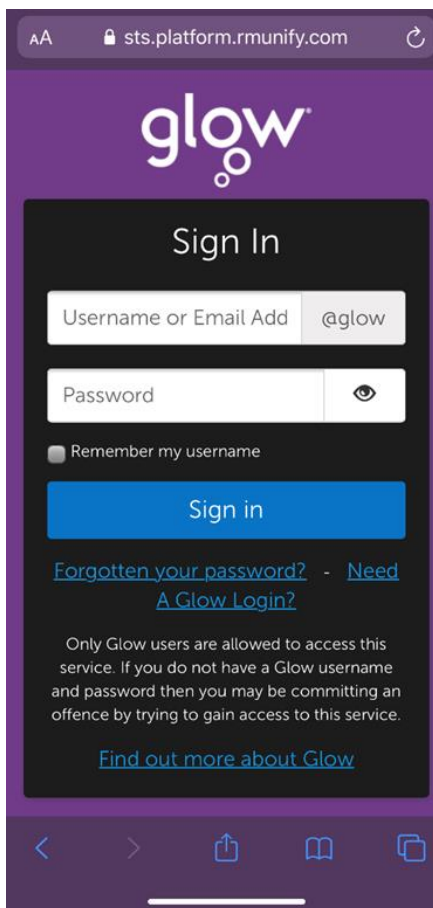
OR

Log in via GLOW;


Go to your web browser and enter the glow website as shown below;

<https://sts.platform.rmunify.com/account/signin/glow>

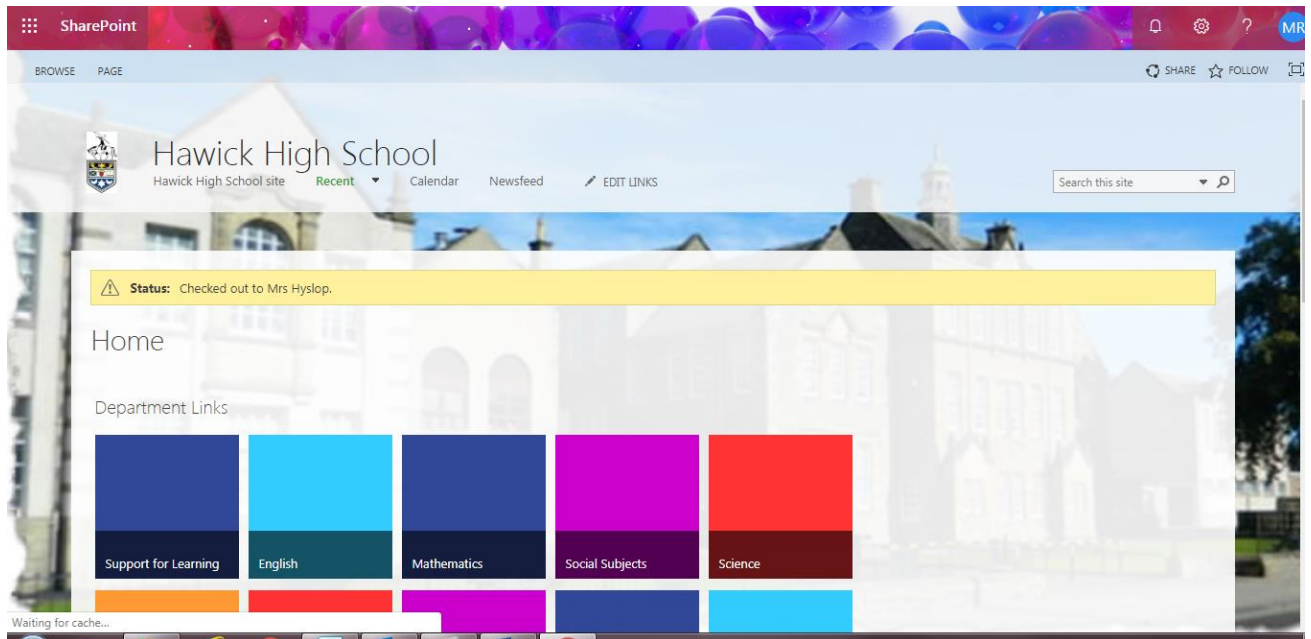
1. Log in using GLOW email and GLOW password as normal.
2. Then go to HHS Launch Pad of Tiles.



3. Click on the Hawick High School GLOW Site Tile

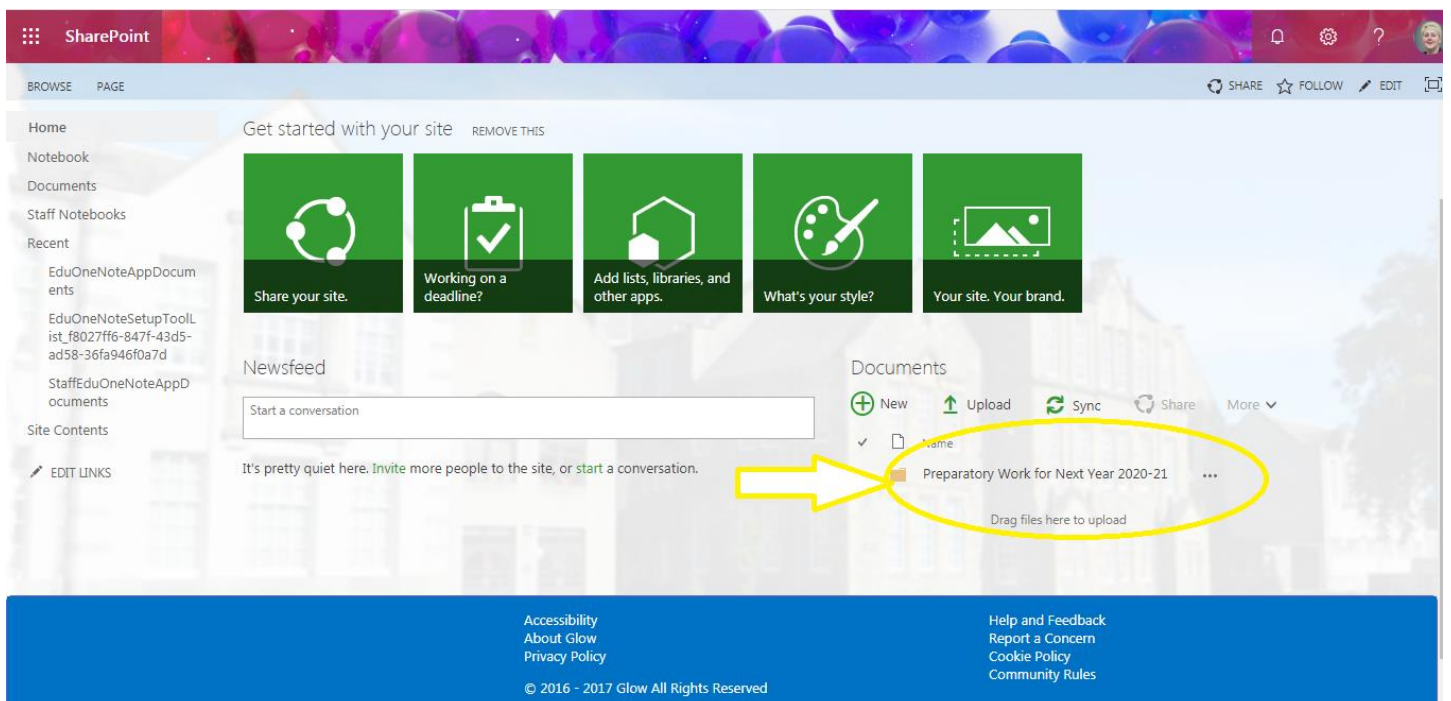


You should now be taken through to the Hawick High School SharePoint section which will look like the below;



4. Click on the Faculty/Department Area you are going to be taking the subject from.

5. Look at the page where it says Documents for a Folder called Preparatory Work (an example is shown below from Maths which is highlighted);



6. Click on this folder and it will take you through to a range of folders for different levels and courses. Click on the appropriate course (i.e. Maths) and level (i.e. National 5) to find the correct work.

